



CMCC Infection Control and Prevention Guidance

(2023-24)

Last updated August 14, 2023

INTRODUCTION

Infectious diseases are caused by pathogenic microorganisms, such as bacteria, viruses, parasites or fungi. These diseases can spread from the environment or from one person to another resulting in illness in our communities.

This document is intended to provide advice on infection control and prevention in general at CMCC and will be updated periodically.

While COVID-19 remains a concern in Ontario, measures specific to COVID-19 are highlighted throughout.

No institution can completely eliminate all risks of exposure to an infectious agent. However, through the use of [Routine Practices and Additional Precautions](#), immunization, as well as guidance provided on specific communicable diseases from government and health authorities, we can reduce the risk in our community.

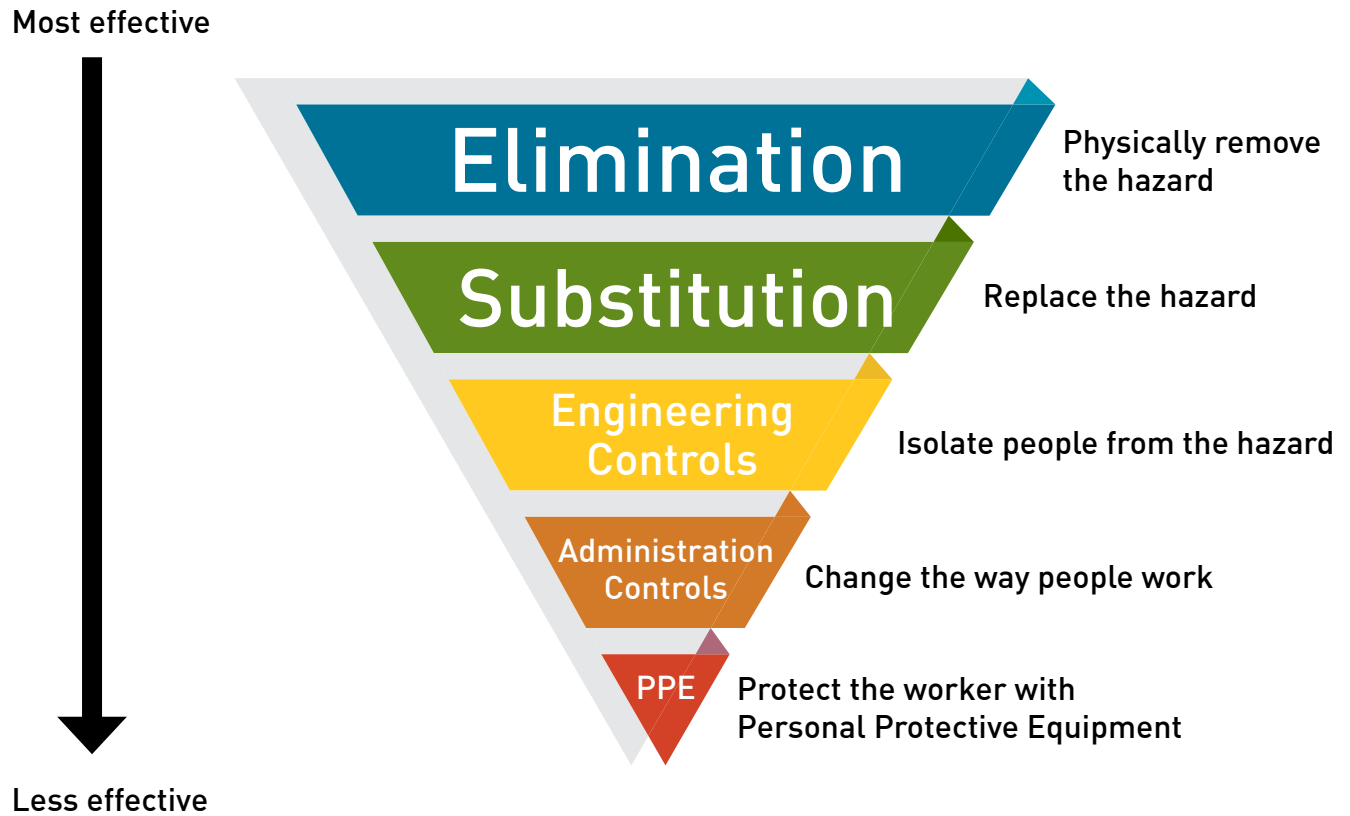
CMCC resources that complement this document are the [COVID-19 webpage](#) and [Communicable Diseases policy](#).

This document is not intended to be legal advice or take priority over emergency or evacuation response procedures.

Failure to abide by any one or more of the protocols and obligations set out in this document may result, without further notification, in disciplinary action, 3rd party action (i.e., enforcement agency) and/or the issuance of a notice pursuant to the Trespass Act of Ontario.



HIERARCHY OF CONTROLS



The hierarchy of controls is a step-by-step approach to eliminating or reducing workplace hazards. It ranks controls from the most effective level of protection to the least effective level of protection. When choosing a control method, start from the top of the inverted pyramid. Assess the feasibility of the first layer of controls (elimination) before moving onto the second layer (substitution). Continue this process until you reach the bottom of the pyramid and have identified as many controls as needed that will adequately protect the worker from the hazard.


IMPACT OF INFECTION TRANSMISSION ON CAMPUS AND CLINICS

When high rates of infection exist in the community there is a negative impact to activities leading to:

- **High rates of absenteeism**
- **Delayed learning**
- **Loss in productivity**
- **Loss in patient care**
- **Loss in social and recreational activities**
- **Anxiety**

Ways to reduce the risk of infection spread in general:

- Know what the symptoms are of the infectious agent and avoid coming to campus or clinic if you have symptoms of any infectious illness or should be isolating.
- Perform a health self-screen daily to make sure you are not at risk or putting others at risk of infection.
- Inform persons that you have been in close contact with of your illness or symptoms.
- Get tested to confirm infection and get treated if applicable.
- Wear a mask.
- Practice distancing and avoid crowds.
- Disinfect your hands.
- Speak with your doctor or public health if uncertain about your condition.
- Get outside and take care of your health.
- Consult with your Manager or Year Director regarding CMCC policies and protocols. If you are a healthcare provider, also refer to guidance from regulator(s) and the Ministry of Health.



HEALTH SCREENING

COVID-19 Health Screening is mandatory for anyone entering CMCC campus and clinics.

The screening questions are available on the CMCC app ([Google](#) or [Apple](#) store), publicly available online and printed at each CMCC building entrance.


Do not enter campus if any of the following apply to you:

- **You cannot pass health screening**
- **You are experiencing symptoms of an infectious illness**
- **You have been exposed to an infectious illness and should be isolating**

Visit [CMCC's COVID-19 webpage](#) for more information

Additional Measures if Required:

- Active screening on campus.
- Attendance record keeping for Public Health.
- Employees work remotely unless deemed essential to onsite operations.
- Restrict or delay non-essential activities.
- Use of Telehealth if patient appointments must be restricted.
- Exposed close contacts or lab partners will remain home.
- Absence reporting related to infection.
- Support of testing measures for illness.
- Recommend vaccination for illness.
- Develop or modify existing policies.

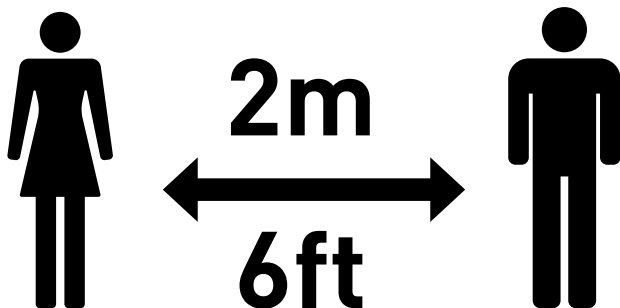


DISTANCING

Respiratory viruses are spread mainly from person-to-person through respiratory droplets that can travel up to two metres. Keeping a physical distance from others, where possible, is an extra measure that can be taken to reduce the risk of respiratory illnesses, especially for those at greater risk of serious illness.

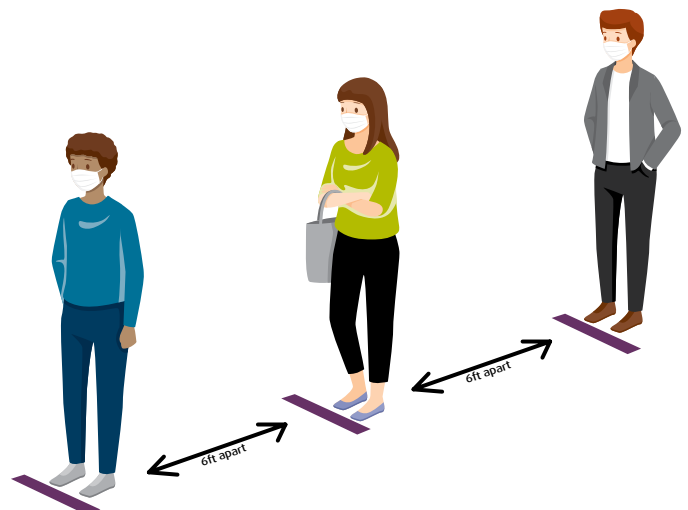
Here are some ways to practice physical distancing:

- Greet others from a distance with a smile, nod or wave.
- Avoid trips during peak times, to limit contact with large crowds.
- Avoid crowded stores and return when it is less busy.
- Consider curbside pick-up, if available.
- Connect with others online, by phone or outdoors.



Additional Measures if Required:

- Entrances are assigned.
- Use of distance and traffic flow markers.
- Modify seating arrangements.
- Restrict some in-person activities.
- Restrict unessential gatherings.
- Assign lab partners/smaller class sizes/larger learning spaces.
- Deliver online lectures and small group classes.
- Employees work remotely if not essential to onsite operations.
- Reserve a spot if library or recreational facilities are open.
- Restrict access to some common areas.



PERSONAL PROTECTIVE EQUIPMENT (PPE)

Masks must be worn in the Clinic treatment rooms, during patient care, during close contact with others in the Clinic waiting area and diagnostic imaging area. In all other spaces, masks are optional however you are encouraged to refer to [Public Health recommendations on when to wear a mask](#).

PPE that is required on campus will be provided by CMCC.

[Accommodations and exemptions](#) are to be reviewed with [Human Resources](#) and [Student Services](#).

Video Links

Medical Mask [Application and removal](#)

Mask and Eye Protection [Application](#) & [Removal](#)

Gloves [Application](#) & [Removal](#)

Full PPE Sequence [Application](#) & [Removal](#)
[Print version](#)

Additional Measures if Required:

- Full PPE in alignment with [IPAC measures](#) for person-to-person contact.
- Restrict or modify in-person activities.
- Assign lab partners.
- Have smaller class sizes.
- Use larger learning spaces.



How to put on a Mask



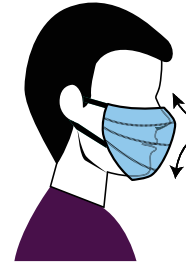
Wash your hands before wearing a mask



Locate the metallic strip and place it on the nose bridge



Secure the strings behind your head or over your ears



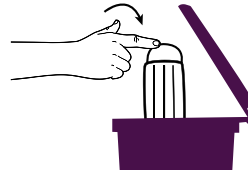
Cover mouth and nose fully making sure there are no gaps



Press the metallic strip to fit the shape of the nose



Remove the mask from behind by holding the strings with clean hands



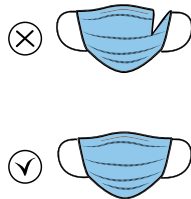
Dispose the mask in a closed bin without touching the front




Wash your hands after removing the mask




Do not touch the mask



Check the new mask to make sure it is not damaged



Replace the mask if gets soiled or wet



Proper side of the mask must face outwards

HAND HYGIENE

Hand hygiene refers to removing or killing microorganisms (germs) on the hands. When performed correctly, hand hygiene is the single most effective way to prevent the spread of communicable diseases and infections. In health care, hand hygiene is used to eliminate transient microorganisms that have been picked up via contact with patients, contaminated equipment, or the environment. Hand hygiene may be performed either by using soap and running water, or with alcohol-based hand rubs.

Additional Measures if Required:

- Place handwashing stations throughout campus.
- Use of disposal gloves for healthcare purposes, disinfection or person-to-person contact.



How to wash your hands (15-20 seconds)



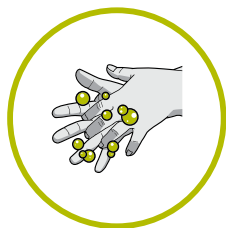
1. Wet your hands with warm water



2. Apply enough disinfectant soap to cover your hands



3. Create a lather by rubbing your hands together



4. Scrub your hands, front, back and inbetween your fingers

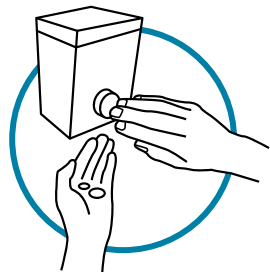


5. Rinse the soap off with warm water



6. Dry your hands with a clean towel

How to use hand sanitizer (15-20 seconds)



1. Apply 1-2 pumps of product on dry hands



2. Rub palms together



3. Rub in between and around fingers



4. Rub back of each hand with palm of other hand



5. Rub fingernails on palm



6. Rub each thumb clasped in opposite hand



7. Rub until dry



8. Disinfected hands

HVAC

Indoor air quality is regularly inspected at CMCC. Improvements to air quality are also provided through the use of portable ventilation equipment that reside in designated labs. While [ventilation](#) and filtration are important for overall indoor air quality as well as COVID-19 risk reduction, they must be used in conjunction with all other public health measures to minimize transmission risk.

DECONTAMINATION

A regular cleaning schedule through Physical Facilities is maintained on campus and will be modified/ increased as is necessary in response to infection prevention and control. Everyone on campus or in clinic must ensure their workspaces, shared objects and equipment are cleaned before and after use.

Additional Measures if Required:

- Disinfect high touchpoint surfaces daily.
- Close areas for deep-cleaning and ventilate where infection spread has occurred.



CAMPUS ISOLATION PROCEDURES

If medical attention is not required, the person suspected, exposed or ill should wear a mask and exit the building. Taking a private vehicle home is recommended. In instance where campus isolation is required, follow the steps indicated.

If urgent medical attention is required, call 911.

Steps to isolate a person on campus due to illness.

1. A faculty member or clinician can assist. Wear full PPE (gloves, disposable gown, goggles and a mask) and escort the individual to room 213 or 327A for assessment. Anyone entering the room must also wear gloves, disposable gown, goggles and a mask.
2. Conduct the [Ontario Self-Assessment](#) for COVID-19 if applicable with the individual to determine next steps. Ensure the individual has a way to get home safely. In this instance Student Services or Human Resources can assist. If the condition is unrelated to COVID-19, the affected individual should seek medical attention for next steps.
3. Clinic in partnership with Human Resources or Student Services will initiate contact tracing to limit any potential spread of infection on campus.

OUTBREAK MANAGEMENT AND CLOSURE

Confirmed or probable infection spread on campus may result in the full or partial closure of the CMCC campus and/or satellite clinics at the discretion of public health. Areas may be cordoned off for decontamination creating a temporary cease to learning, treatment and work activities. In this instance, one or more of the following may occur:

- An email will be sent to the CMCC Community advising of affected areas if access is restricted.
- Students, employees, and patients will be asked to vacate the restricted areas by management onsite or Physical Facilities.
- Employees must be prepared to work from home until it is safe to return to work. Students will be provided make-up time if learning activities are missed.
- Patient appointments will be rescheduled only when it is safe for CMCC to resume treatment activities.
- Other essential activities will be modified or postponed.

CONTINUITY OF EDUCATION

In the event in person learning has to be adjusted for enhanced infection prevention and control, the following measures may be implemented and are subject to modification.

Group sizes may be adjusted with a determination made on mode of delivery as in person, online or hybrid depending on risks associated with the type and spread of infection.

The Year III clinical interaction may occur via telehealth.

Year II & III External Observership Program may be completed through a reflection assignment.

Clinical grand rounds may occur through a virtual platform for **Years I-III**.



CONTACTS

Human Resources	Sharlene Browne Human Resources sbrowne@cmcc.ca
Student Services	Patti Scott Student Services pscott@cmcc.ca
Joint Health and Safety	jhsc@cmcc.ca

AMENDMENTS

Updates to this guide will be outlined here

Date	Amendments
November 7, 2022	Mask protocol change, page 7
November 30, 2022	Update to Contacts, page 14
June 21, 2023	Update to Introduction, page 2
June 21, 2023	Update to Health Screening, page 5
June 21, 2023	Update to Distancing, page 6
June 21, 2023	Update to Isolation, page 12
June 21, 2023	Update to Continuity of Education, page 13